


ENGLISH

General Basic Education – Preparatory Sublevel

1

Student book for curricular transition

Ministerio de Educación



REPÚBLICA
DEL ECUADOR



<https://n9.cl/0rrzs>

ENGLISH

**GENERAL BASIC EDUCATION
PREPARATORY SUBLEVEL**

STUDENT BOOK FOR CURRICULAR TRANSITION



Equipo técnico MINEDUC

Carla Carolina Carrillo Gortaire
Carolina Elizabeth Pontón Vizuela

Diseño y diagramación

Estudios y Construcciones Uleam-EP
Universidad Laica Eloy Alfaro de Manabí

Primera edición 2024

ISBN

978-9942-662-38-5

© Ministerio de Educación

Av. Amazonas N34-451 y Av. Atahualpa
Quito-Ecuador
www.educacion.gob.ec

Ministerio de Educación



**DISTRIBUCIÓN GRATUITA
PROHIBIDA SU VENTA**

La reproducción parcial o total de esta publicación, en cualquier forma y por cualquier medio mecánico o electrónico, está permitida siempre y cuando sea autorizada por los editores y se cite correctamente la fuente.

STUDENT'S GUIDE

TABLE OF CONTENTS

WORKSHEET 1:
Classroom vocabulary

WORKSHEET 2:
Classroom commands

WORKSHEET 3
Hi, my name is...!

WORKSHEET 4
Feelings and Emotions

WORKSHEET 5
Is it rainy today?

WORKSHEET 6
**Let's Dress Up and Learn: Fun
Clothing Vocabulary!**

WORKSHEET 7
We love animals

WORKSHEET 8
At home





Ministerio de Educación



What is My first English book?

It is educational curriculum material for you to use during the teaching-learning process.



How is it organized?

It is organized through worksheets that group topics with various activities to achieve meaningful learning. Additionally, this text includes its own teacher's guide with recommendations for students to meet learning objectives.



What am I going to learn?

To apply the acquired skills in English communication through various practical, individual, and group actions that will be useful for continuing with my life project.



How am I going to learn it?

I will learn through various practices, individual, and group actions that will be useful to continue with my life project.

A vibrant, cartoon-style illustration of two children flying through a light blue sky. The girl on the left has long brown hair and is wearing a purple shirt and a yellow backpack; she is riding a large yellow pencil rocket. The boy on the right has dark skin and curly hair, wearing a blue shirt and a yellow backpack, riding a yellow pencil rocket with blue fins. Several other pencils are floating around them, some with eraser heads. White, fluffy clouds are scattered in the background. The word 'WELCOME' is written in large, bold, blue capital letters with a white outline, positioned at the bottom of the illustration.

WELCOME

WORKSHEET 1



CLASSROOM VOCABULARY



BASIC VOCABULARY

General objective	To develop basic communication skills in the classroom.
Learning objective	Students will be able to understand and repeat simple words.
Descriptor	Understand simple words while paying attention in class.
Performance indicators	Learners can understand simple words related to classroom activities.



CLASSROOM VOCABULARY

Vocabulary:

Sit, stand, hands, clap, feet, up, down, teacher, boy, girl, window, door, wall, desk, chair, board, marker, chalk, notebook, book, pencil, eraser, sharpener.



Sit



Stand





CLAP
CLAP

Clap



Hands



Up



Down



Window

Wall

Teacher



Boy



Girl





Board

Desk

Chair

Door



Chalk

Marker



An illustration of three stacked notebooks. The top notebook has a bright pink cover, the middle one has a yellow cover, and the bottom one has a blue cover. They are set against a light blue grid background with faint decorative elements like a star and a swirl.

An illustration of a spiral-bound notebook with a light beige cover and lined pages. A yellow pencil is positioned at the bottom left corner of the notebook. The word "Notebook" is written in a large, bold, blue font at the bottom of the image.

Notebook

13



WORKSHEET 2



CLASSROOM COMANDS



BASIC COMMUNICATION SKILLS

General objective	To develop basic communication skills in the classroom.
Learning objective	Students will be able to understand and repeat simple commands.
Descriptor	Understand basic communication expressions while showing respect to classroom rules.
Performance indicators	Learners can understand classroom commands.



CLASSROOM COMMANDS

Vocabulary:

Sit down, stand up, clap your hands, close/open the door, close/open the window, look at, pay attention, play, draw, raise your hand, put your hands up.

sit down



stand up



clap your hands



open/close
the door

open
the door

close
the door



look at

pay attention

play



draw





**raise
your
hand**



put your hands up

WORKSHEET 3

BASIC COMMUNICATION SKILLS	
General objective	To develop basic communication skills by introducing students' basic personal information.
Learning objective	Students will be able to understand and repeat simple expressions.
Descriptor	Understand and say simple words while respecting each other's individuality .
Performance indicators	Learners can understand and say some simple introduction phrases.

TITLE: HI, MY NAME IS...!




HI, MY NAME IS...!





Thank
you



What's your name?

My name is Juan

Nice to meet you!



<https://n9.cl/l8maq>

<https://n9.cl/ka5uu>



How old are you?

I'm fine



<https://n9.cl/qm158>

What's your favorite color?

It's GREEN!



<https://n9.cl/g4ijt>

BASIC VOCABULARY	
General objective	To learn basic vocabulary about everyday topics.
Learning objective	Students will be able to understand and repeat simple words.
Descriptor	Use simple words while understanding your own and others' emotions .
Performance indicators	Learners can understand and say simple words related to everyday descriptions and activities.

Title: Feelings and Emotions



<https://n9.cl/wbrnu>

FEELINGS AND EMOTIONS


How are you feeling? I am feeling.....



<https://n9.cl/3e8io>



<https://n9.cl/3miw99>



<https://n9.cl/f858o>



<https://n9.cl/3dtm1>



<https://n9.cl/duu1c>



<https://n9.cl/xdi1c>




<https://n9.cl/gv182>



<https://n9.cl/zzetf>

How do you feel today? Draw.



<https://n9.cl/d4c8n>




WORKSHEET 5

BASIC VOCABULARY

General objective	To learn basic vocabulary about the immediate environment.
Learning objective	Students will be able to understand and repeat simple words.
Descriptor	Understand simple words while paying attention in class.
Performance indicators	Learners can understand and say simple words related to everyday descriptions and activities.


Title: Is it rainy today?




<https://n9.cl/a3sos>



<https://n9.cl/rufgh5>



<https://n9.cl/0mvvq6>



<https://n9.cl/z2kogt>



<https://n9.cl/3l5jip>



<https://n9.cl/yedfrz>

IS IT RAINY TODAY?



<https://n9.cl/hplr1f>

Describing the weather: What's the weather like today?




<https://n9.cl/ij19m>



<https://n9.cl/sqypt>



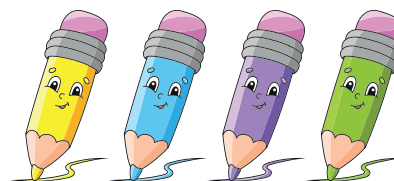
<https://n9.cl/lvg7lw>



<https://n9.cl/xfg9oj>



What's the weather like today? Draw it.



BASIC VOCABULARY	
General objective	To learn basic vocabulary about the immediate environment.
Learning objective	Students will be able to understand and repeat simple words.
Descriptor	Understand simple words while paying attention in class.
Performance indicators	Learners can understand and say simple words related to everyday descriptions and activities.

Title: Let's Dress Up and Learn:

Fun Clothing Vocabulary!



T-SHIRT

<https://n9.cl/vjlrn>



SWEATER

<https://n9.cl/vjlrn>



HOODIE

<https://n9.cl/vjlrn>

**LET'S DRESS UP AND LEARN:
FUN CLOTHING VOCABULARY!**




BLOUSE

<https://n9.cl/c595z>



SHIRT

<https://n9.cl/n33t2>



PANTS

<https://n9.cl/esjc8>




SHORTS

<https://n9.cl/881bi>




SKIRT

<https://n9.cl/881bi>



DRESS

<https://n9.cl/8yhvnb>



LEGGINGS

<https://n9.cl/w7osm>



JACKET

<https://n9.cl/zljank>




COAT

<https://n9.cl/uzhc65>



<https://n9.cl/vjlrn>



<https://n9.cl/h0lls>



<https://n9.cl/xnsy2>




<https://n9.cl/morlr>



<https://n9.cl/morlr>




<https://n9.cl/sqmx1y>



<https://n9.cl/sqmx1y>



<https://n9.cl/1p5cv>



<https://n9.cl/1p5cv>





<https://n9.cl/1p5cv>



<https://n9.cl/k2d4f>



<https://n9.cl/ygtnl>



<https://n9.cl/mwfoi>





<https://n9.cl/d7ynpg>



<https://n9.cl/6lipavw>




<https://n9.cl/7urs1>




<https://n9.cl/8p1vi>

What are you wearing today? Draw and speak.



<https://n9.cl/d4c8n>

What's your favorite clothing item? Draw and speak.




<https://n9.cl/d4c8n>





Weather and clothing


Draw the clothing items we wear according to different weather:




<https://n9.cl/d4c8n>



<https://n9.cl/d4c8n>





<https://h9.c/d4c8n>



<https://h9.c/d4c8n>



BASIC VOCABULARY	
General objective	To learn basic vocabulary about the immediate environment.
Learning objective	Students will be able to understand and repeat simple words.
Descriptor	Understand simple words while paying attention in class .
Performance indicators	Learners can understand and say simple words related to everyday descriptions and activities.

Title: We love animals

Animals are beautiful creatures. Do you like them?

Let's learn about them.



<https://n9.cl/mwu07>



DOG

<https://n9.cl/cmo3tk>



CAT

<https://n9.cl/dx8ri>



FISH

<https://n9.cl/5niz6>

WE LOVE ANIMALS





BIRD

<https://n9.cl/uv0ox>



RABBIT

<https://n9.cl/bmyyt>



COW

<https://n9.cl/qjan3>



SHEEP

<https://n9.cl/wt2sjb>




DONKEY

<https://n9.cl/niz7u>




HORSE

<https://n9.cl/u4vbK>



TURTLE

<https://n9.cl/wl0iw>



ELEPHANT

<https://n9.cl/3k02xo>



LION

<https://n9.cl/8lkx7>





GIRAFFE

<https://n9.cl/7pykk>



MONKEY

<https://n9.cl/64xv7>




FROG

<https://n9.cl/2du9b>




BUTTERFLY

<https://n9.cl/9zpn1>



PIG

<https://n9.cl/virq6>



DUCK

<https://n9.cl/zt3cl>



CHICKEN / HEN

<https://n9.cl/kitkn>



BEAR

<https://n9.cl/045lh>




TIGER

<https://n9.cl/x0jh8>



KANGAROO

<https://n9.cl/vx09y>



DOLPHIN

<https://n9.cl/34uvi>




WHALE

<https://n9.cl/11hnh>



PENGUIN

<https://n9.cl/ivt4cr>



CROCODILE

<https://n9.cl/pep5o>



SNAKE

<https://n9.cl/5pel7>



GOAT

<https://n9.cl/ne5g2>



OWL

<https://n9.cl/v2q06>



OCTOPUS

<https://n9.cl/xw499>







<https://n9.cl/d3gf7>




<https://n9.cl/j445w>



<https://n9.cl/ha7cd>



<https://n9.cl/2h5bq>



<https://n9.cl/g0ho4>



<https://n9.cl/gipemf>




<https://n9.cl/r105f>



<https://n9.cl/a8guu>

**Do you have animals at home?
Draw them and name them.**



<https://n9.cl/d4c8n>



WORKSHEET 8

BASIC VOCABULARY	
General objective	To learn basic vocabulary about the immediate environment.
Learning objective	Students will be able to understand and repeat simple words.
Descriptor	Understand simple words while paying attention in class.
Performance indicators	Learners can understand and say simple words related to everyday descriptions and activities.

Title: At home

What can I find in my house?



<https://n9.cl/d4c8n>

AT HOME



Vocabulary



TABLE

<https://n9.cl/b17nh>



BED

<https://n9.cl/x3r3g>



WARDROBE

<https://n9.cl/qpx47>




DESK

<https://n9.cl/7if8t>



DINING TABLE

<https://n9.cl/qr0mi>




CHAIR

<https://n9.cl/jxli3>



SOFA

<https://n9.cl/tsgzp>



ARMCHAIR

<https://n9.cl/o0z72>



COFFEE TABLE

<https://n9.cl/08vr1>





<https://n9.cl/ml7rt>



<https://n9.cl/hkz30>

HOME APPLIANCES



<https://n9.cl/tmapy6>



<https://n9.cl/k57ip>




<https://n9.cl/pgl9ex>



<https://n9.cl/8ok6p>




<https://n9.cl/54skp>



<https://n9.cl/kfbei>

What do you usually use? Draw and tell.




<https://n9.cl/d4c8n>



ecuador

e



REPÚBLICA
DEL ECUADOR



@MinisterioEducacionEcuador



@Educacion_Ec

www.educacion.gob.ec